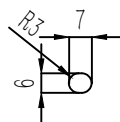
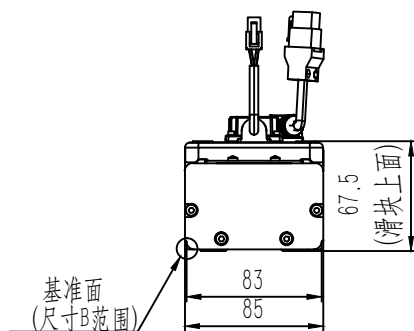
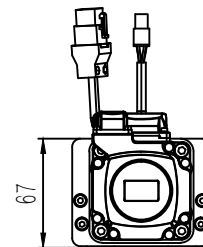
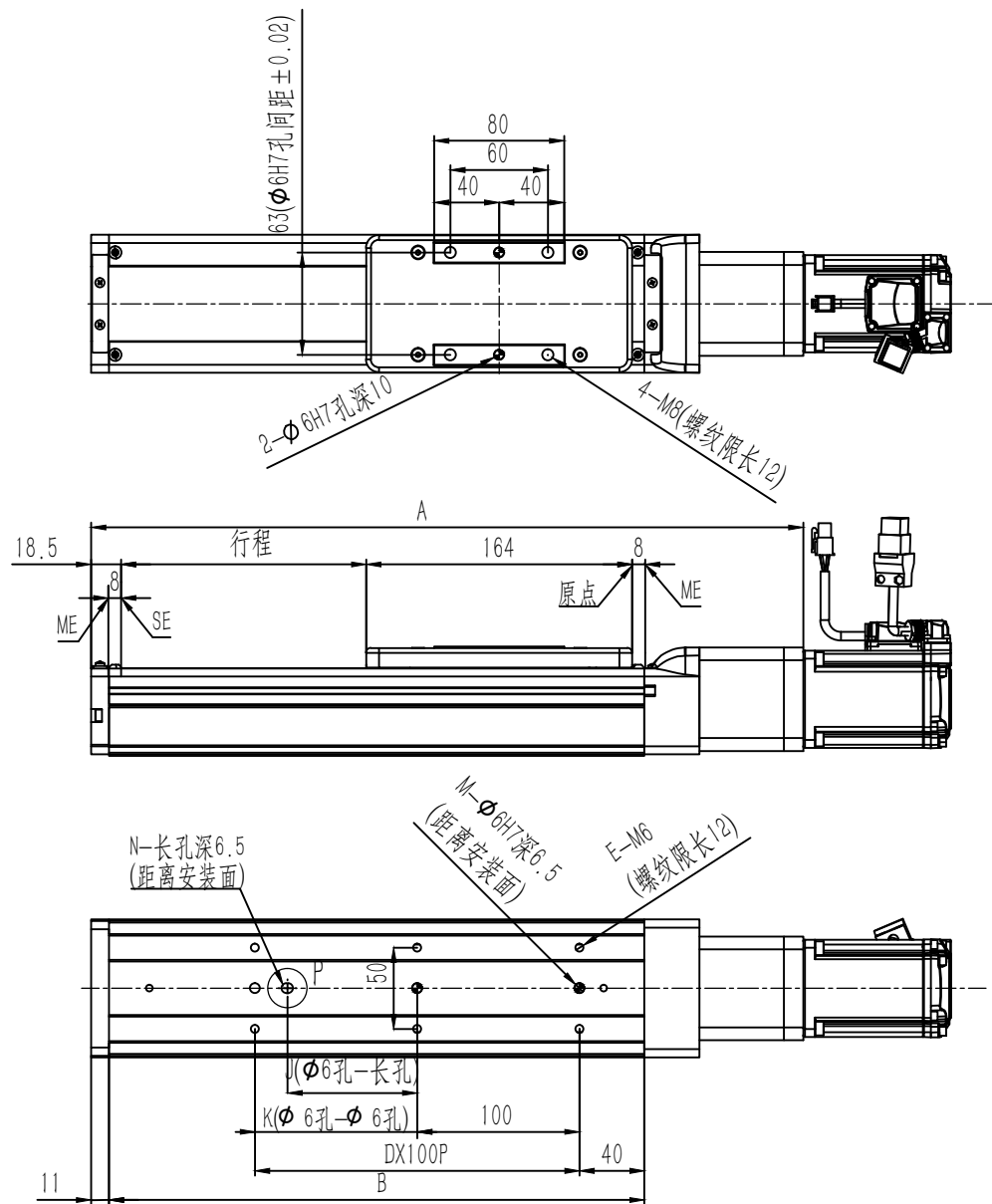


ME:机械末端  
SE:行程末端



P部详图



■各行程尺寸·质量																							
行程S	50	100	150	200	250	300	350	400	450	500	550	600	650	700	750	800	850	900	950	1000	1050	1100	
A	339	389	439	489	539	589	639	689	739	789	839	889	939	989	1039	1089	1139	1189	1239	1289	1339	1389	
B	230	280	330	380	430	480	530	580	630	680	730	780	830	880	930	980	1030	1080	1130	1180	1230	1280	
D	1	2	2	3	3	4	4	5	5	6	6	7	7	8	8	9	9	10	10	11	11	12	
E	4	6	6	8	8	10	10	12	12	14	14	16	16	18	18	20	20	22	22	24	24	26	
J	0	0	80	180	180	280	280	380	380	480	480	580	580	680	680	780	780	880	880	980	980	1080	
K	0	100	100	200	200	300	300	400	400	500	500	600	600	700	700	800	800	900	900	1000	1000	1100	
M	2	3	3	3	3	3	3	3	3	3	3	3	3	3	3	3	3	3	3	3	3	3	
N	0	0	1	1	1	1	1	1	1	1	1	1	1	1	1	1	1	1	1	1	1	1	
质量 (kg)	无刹车	4.5	4.7	5.0	5.3	5.5	5.8	6.1	6.4	6.6	6.9	7.2	7.5	7.7	8	8.3	8.5	8.8	9.1	9.4	9.6	9.9	10.2
	带刹车	5.3	5.5	5.8	6.1	6.3	6.6	6.9	7.2	7.4	7.7	8	8.3	8.5	8.8	9.1	9.3	9.6	9.9	10.2	10.4	10.7	11